




Below is an exam of how the studies work. Have a look and each section to see how these should be used.

Glasgow Westend  vineyard	
<u>Acts Series</u>	Small Group Studies
<u>Acts 1</u>	
	
<p>Section 1 is all about the thought behind the particular study. It mentions the Bible passages to look at and gives you all the background of the passage and thought that you need to do the study. This section is exclusively for you who are leading the study. You need only share with the group (from this section) that which you feel is good for them to know.</p>	
	
<u>Learning Session</u>	
<p>The Learning session is the actual part of the study that you will do in the group. This section gives you some guidance as to how to start the study and the main points that you will want the group to grasp. Discussion questions (see below also) are included here as room for some form of group discussion is always used. If you are part of a larger group (7+) you may want to split into smaller groups so that the quieter members feel more able to share their point of view.</p>	

Discussion Questions

In each study, you find a separate sheet with the discussion questions. These will be repeated over the extent of the sheet. This is so you can print it off, separate the groups of questions and hand them out to the small discussion groups. Please note that the questions need not be followed with religious fervour, they are merely used to help discussion as well as keep the discussion on topic.